

























BANNER	COUNTRY	CAPITAL	LANGUAGE	CITIZEN	SYSTEM	CURRENCY	EU ENTRY	POP millions	AREA km2
	Austria	Vienna	German	an Austrian	Federal Republic	Euro	1995	8.8	84,000
	Belgium	Brussels	French Dutch	a Belgian	Constitutional Monarchy	Euro	1958	11.3	30,000
	Bulgaria	Sofia	Bulgarian	a Bulgarian	Republic	Lev	2007	7.1	111,000
	Croatia	Zagreb	Croatian	a Croat(ian)	Republic	Kuna	2013	4.1	57,000
	Cyprus	Nicosia	Greek English	a Cypriot	Republic	Cyprus Pound	2004	0.8	9,000
	Czech Republic	Prague	Czech	a Czech	Republic	Czech Koruna	2004	10.6	79,000
	Denmark	Copenhagen	Danish	a Dane	Constitutional Monarchy	Danish Krone	1973	5.7	43,000
	Estonia	Tallinn	Estonian	an Estonian	Republic	Estonian Kroon	2004	1.3	45,000
	Finland	Helsinki	Finnish Swedish	a Finn	Republic	Euro	1995	5.5	338,000
	France	Paris	French	a French(wo)man	Republic	Euro	1958	67	550,000
	Germany	Berlin	German	a German	Federal Republic	Euro	1958	82	357,000
	Greece	Athens	Greek	a Greek	Republic	Euro	1981	10.7	132,000
	Hungary	Budapest	Hungarian	a Hungarian	Republic	Florint	2004	9.8	93,000
	Ireland (Republic of)	Dublin	English	an Irish(wo)man	Republic	Euro	1973	4.8	70,000

BANNER	COUNTRY	CAPITAL	LANGUAGE	CITIZEN	SYSTEM	CURRENCY	EU ENTRY	POP millions	AREA km2
	Italy	Rome	Italian	an Italian	Republic	Euro	1958	60.5	301,000
	Latvia	Riga	Latvian	a Latvian	Republic	Lats	2004	1.9	65,000
	Lithuania	Vilnius	Lithuanian	a Lithuanian	Republic	Litas	1981	2.8	65,000
	Luxembourg	Luxembourg	French German	a Luxembourger	Constitutional Monarchy	Euro	1958	0.6	2,500
	Malta	Valletta	Maltese English	a Maltese	Republic	Maltese Lira	2004	0.4	316
	Netherlands (The)	Amsterdam	Dutch	a Dutch(wo)man	Constitutional Monarchy	Euro	1958	17	42,000
	Poland	Warsaw	Polish	a Pole	Republic	Zloty	2004	38	313,000
	Portugal	Lisbon	Portuguese	a Portuguese	Republic	Euro	1986	10.3	92,000
	Romania	Bucharest	Romanian	a Romanian	Republic	Leu	2007	19.6	238,000
	Slovakia	Bratislava	Slovak	a Slovak	Republic	Slovak Koruna	2004	5.4	49,000
	Slovenia	Ljubljana	Slovenian	a Slovene	Republic	Euro	2004	2	20,000
	Spain	Madrid	Spanish	a Spaniard	Constitutional Monarchy	Euro	1986	46.5	505,000
	Sweden	Stockholm	Swedish	a Swede	Constitutional Monarchy	Swedish Krona	1995	10	450,000
	United Kingdom (The)	London	English	a Briton	Constitutional Monarchy	Pound Sterling	1973	66	242,000